


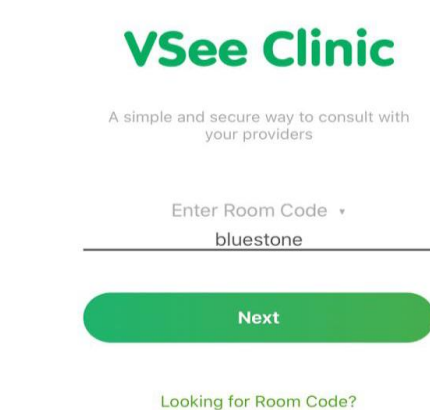
Nursing/staff instructions to set up VSee Clinic

Please complete the following prior to your scheduled visit time:

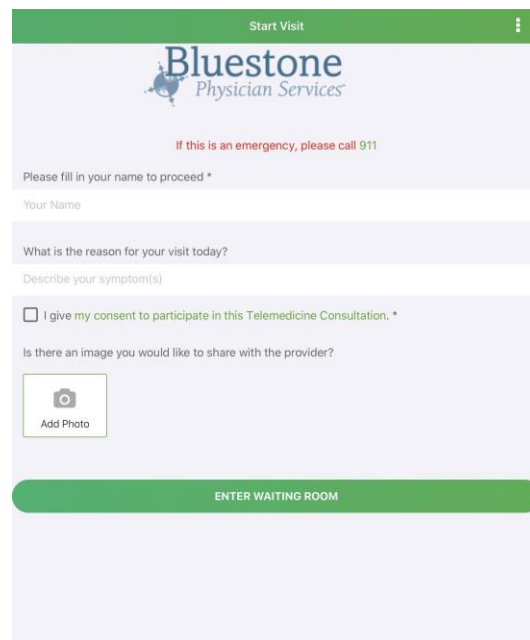
1. Download the VSee Clinic app from your smart phone's App Store



2. Open the app and enter the room code: bluestone



3. You should see the following screen. No further action is needed until the time of your patient's Telehealth appointment.



At the time of the scheduled visit complete the following:

1. Open the VSee Clinic App. Enter the room code bluestone.

VSee Clinic

A simple and secure way to consult with
your providers

Enter Room Code ▾

bluestone


Next

[Looking for Room Code?](#)

2. Complete the form as follows:

- Enter patient's name
- Enter “your provider’s last name - symptoms”, example: Mcfarlane-cough
- Check box “I give my consent to participate” (do not add photo)
- Tap **Enter Waiting Room** button

Start Visit



If this is an emergency, please call 911

Please fill in your name to proceed *


Test Patient

What is the reason for your visit today?

McFarlane-cough

☒ I give [my consent to participate in this Telemedicine Consultation](#). *

Is there an image you would like to share with the provider?



Add Photo




ENTER WAITING ROOM

3. You will see the following screen. Tap **Enter Waiting Room** button

Waiting Room

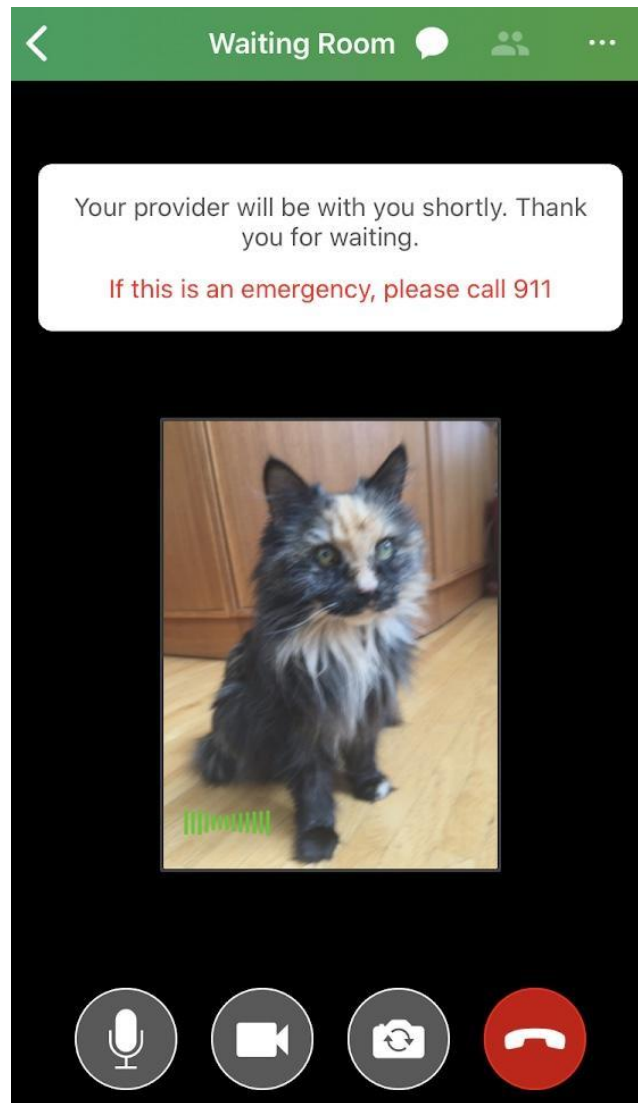
Thank you.


Please continue to the Waiting Room.

-  Be sure you are in a private location so your conversation will not be overheard.
-  Please refrain from driving or engaging in other activities that require your full attention.
-  If this is an emergency, please call 911 or go to the nearest emergency room.

Enter Waiting Room

4. You are ready for your Telehealth visit. Stay on this screen and your provider will start the video call shortly.



5. Your provider will complete a video call with you and the patient. You will be asked to move the camera so the provider can examine the patient (use the “flip camera”  button). If you are a nurse, please be ready to complete a pertinent physical exam and report findings to the provider (example: heart and lung auscultation). Have an updated set of vitals ready. Any orders will be posted on the Bluestone Bridge.

Tips:

- Make sure you are with the patient when entering the waiting room so our visits can run efficiently

- You can flip your camera screen with the button at the bottom of the screen 